



Fulton
County Schools
Where Students Come First

PARENT'S GUIDE TO STUDENT SUCCESS FOR ENTERING

GRADE 2



ACADEMIC STANDARDS

The Academic Standards, or essential skills, provided in this guide address all of the important content knowledge students should know to be successful entering into Grade 2. Essential skills are provided for English Language Arts, Mathematics, Science, and Social Studies.

HOW CAN I SUPPORT MY CHILD?

There are many things we can do to support our children at home to encourage learning over the summer. Summer Learning experiences should be engaging and meaningful for students. Below are some helpful tips:

- keep learning to 15-30 minute sessions
- incorporate hands-on learning when possible
- develop a learning partnership with your child when planning out learning sessions
- have fun

READING & ENGLISH LANGUAGE ARTS

The Georgia Standards of Excellence require that students gain, evaluate, and present increasingly complex information, ideas and evidence through listening and speaking as well as through media. The standards recognize that students must be able to use formal English in their writing and speaking but that they must also be able to make informed, skillful choices among the many ways to express themselves through language. (gadoe.org)

ESSENTIAL SKILLS

- Decode regularly spelled one-syllable words
- Retell a story
- Describe characters, settings, and major events
- Identify a text's main topic and key details
- Describe connection between individuals, events, or ideas

SOCIAL STUDIES

- Describe how Theodore Roosevelt was influenced by his time and place: National Parks
- Describe how people are both producers and consumers



MATHEMATICS

The Georgia Mathematics standards are designed to help learners achieve a balance among concepts, skills, and problem solving. They provide clear expectations for curriculum, instruction, assessment, and student work. The standards stress rigorous concept development and real-world applications while maintaining a strong emphasis on computational and procedural skills. (gadoes.org)

ESSENTIAL SKILLS

- Read and write numerals; represent a number of objects with a numeral
- Represent and solve problems involving addition and subtraction within 20
- Work with addition and subtraction equations (Understand meaning of equal sign; determine unknown)
- Understand that the two digits of a two-digit number represent tens and ones
- Compare two two-digit numbers using symbols
- Use place value understanding and properties of operations to add and subtract within 100



SCIENCE

- Compare and contrast the basic needs of plants and animals

SUGGESTED SUMMER READING

SUMMER READING INFORMATION

For students who are learning to read, the recommendation is to practice reading with an adult for 20 minutes per day. Stronger readers can either read independently or to an adult for 20 minutes per day. All books have been curated in a digital district platform called MackinVIA.

INFORMATIONAL TEXT SUGGESTIONS

- President's Day

ADDITIONAL SUMMER READING

- Best Summer Ever
- Bug Rescuer
- Day At The Museum
- For more books follow the link for digital resources.

DIGITAL RESOURCES

Directions for navigating are linked below.

- <https://www.fcsummerreading.org/>

ACTIVITIES YOU CAN DO AT HOME







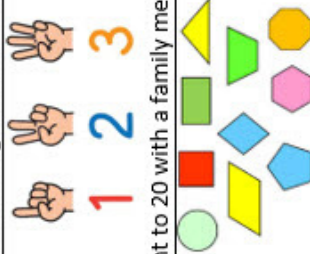










- i-Ready recommendation is 3 times a week for 15 minutes per day.
- bit.ly/FCSireadyParents

Grade 1 Reading and Math Activities

Sunday	Monday	Tuesday	Wednesday	Thursday	Friday	Saturday										
Practice addition and subtraction facts within 10. For 5 minutes each day. Make flash cards today to use for the month. (M)	Read these words. Then put them in alphabetical order. water Chirp surprise burst nurse	Draw some circles, squares, and rectangles. Partition them into halves and fourths. (M)	Choose a book to read. Read the book. Choose one of these ways to retell the story: ▪ Retell by describing what happened in the beginning, middle, and end.	How many ways can you break apart 45 into tens and ones (e.g., 4 tens and 5 ones or 3 tens and 15 ones)? Try another number. (M)	Read a book. Describe the characters. Include many details. For example, what do they look like? How do they act? How would you describe their personality?	Practice addition and subtraction facts within 10 Have 5 people tell you their age. Order the ages from youngest to oldest. (M)										
Choose a book to read. Read the book. Choose one of these ways to retell the story: Retell by describing the main events in order.	On a number line, which numbers come between 14 and 22? (M)	Read these words. For each word, list 3 adjectives (describing words) <table><tr><td>shore</td><td>horn</td></tr><tr><td>horse</td><td>snore</td></tr><tr><td>porch</td><td>fort</td></tr><tr><td>corn</td><td>store</td></tr><tr><td>core</td><td>world</td></tr></table>	shore	horn	horse	snore	porch	fort	corn	store	core	world	3 + 4 + 4 names the same number as 7 + 4. Write three more ways to show the number 7 + 4. (M)	Read a book. Then look at each picture and think, "What might the character be thinking or feeling?" in your opinion.	Survey friends and neighbors to find out what kind of pets they have. Make a tally chart. Don't forget to make a category for "No Pets". (M)	Read a book with characters. Select a character and draw a speech bubble. Write inside the speech bubble what the character might be thinking or feeling.
shore	horn															
horse	snore															
porch	fort															
corn	store															
core	world															
How many times can you hop on your left foot in a minute? Your right foot? Compare the number of hops using the symbols \geq , \leq or $=$. (M)	Choose 4 pictures. They can be from books, or photographs in your house. For each picture, write each type of sentence. (declarative, imperative, interrogative, exclamatory)	Count the number of people living in your house (include yourself!). How many toes are there in your house? Feet? (M)	After you read an informational text, teach someone about the main topic. Use information from both the words AND the pictures.	Skip count to 100 by 5's, 10's. Skip count to 50 by 2's. Record each time. Which took longer? (M)	Develop a list of words. For each word, add the prefix 'un' to the beginning of the word. Read the new word. Say the new meaning of the word. Ex: happy	Write the facts for these fact families: 9, 1, 10; 6, 2, 8; and 3, 11, 8. (M)										
There are two ways to make the 'oi' sound. ▪ 'oi' as in join ▪ 'oy' as in joy List as many words with the 'oi' sound as you can.	Find the missing number for each box below. Use drawings to explain how you found each answer. (M) 15 = ____ - 5 16 + ____ = 20	Read a book. Describe the characters and setting. Use key details to describe the characters and setting.	Count to 120 starting at 32. Start at 57. Start at 12. (M)	Read an informational text. Use the information from the picture and the words from the text to tell someone what you learned about the main topic.	What number has 4 tens and 8 ones? What number has 8 tens and 0 ones? How many tens are in 34? How many ones? (M)	Think about a story that you want to tell. Draw a picture and include: The characters (who it is about) The setting, and events (what happens)										

ADAPTED ACTIVITIES YOU CAN DO AT HOME

Summer 2020 Digital Learning Choice Board

Reading	Mathematics	Health	Special Areas
Choose one activity from each column			
<p>After reading a story, list the events of the story in order.</p> <p>First _____</p> <p>Next _____</p> <p>Then _____</p> <p>Finally _____</p>	<p>Identify coins; practice adding and subtracting coin amounts</p> 	<p>Play outside with a family member</p> 	<p>Draw/paint/color a picture</p> 
<p>Read with a family member</p> 	<p>Count to 20 with a family member</p> 	<p>Practice catching and throwing a ball</p>  <p>EXERCISE</p> <ul style="list-style-type: none"> Stand on your toes Clap hands over your head Stand on one foot Clap hands behind your back Repeat 5 times 	<p>Take a walk and make a list of things you see.</p> 
<p>Listen to a story on Storyline Online</p> <p>(www.storylineonline.net)</p>	<p>Draw 10 shapes (or more) on a sheet of paper</p> 	<p>Dance to 5 or more songs on Go Noodle</p> <p>(www.Family.GoNoodle.com)</p> 	<p>Pair socks together from laundry (or assist in folding laundry)</p> 
<p>Identify nouns (people, places, or things) in a book or magazine</p> 	<p>Write numbers 0-50. Then, count by 2's and put a circle around each number</p> 	<p>EXERCISE</p> <p>Do the following:</p> <ol style="list-style-type: none"> 10 jumping jacks 10 push ups 10 sit ups <p>Run in place for 1 minute</p> <p>Repeat 3 times</p>	<p>Make Rice Krispy Treats (or another cooking activity)</p> 
<p>Make a real-world connection between what you read during your reading lesson to your life</p> 	<p>Choose at least 3 items from your favorite store online and calculate the total cost.</p> 	<p>What is your favorite meal?</p> <p>Write a grocery list that includes the foods needed to prepare the meal. (Or assist your family in creating a general grocery list)</p> 